



custom chassis

vocational truck

construction/industrial aerospace
rail maintenance drilling



A DRIVING FORCE FOR MORE THAN A CENTURY.

The birth of America's automotive industry also marked the beginning of Cotta Transmission Company. While Henry Ford's innovative, moving automobile assembly line was revolutionizing manufacturing methods in 1906, engineer Charles Cotta introduced his own breakthrough: the constant-mesh shifting transmission.

Early on, Cotta supplied the emerging automobile and truck industries with main transmissions. In the '40s, Cotta began a shift to industrial products, off-highway and construction vehicle markets. In the mid '60s, Cotta added a line of high-speed gearboxes (the now well-known "SN" line). Over the years, Cotta diversified into various products including hydraulic pumps and coal augers.

Today, Cotta is a trusted, leading manufacturer of top-quality, precision-engineered transmissions for a wide range of specialized mobile and stationary applications: vocational trucks, defense, off-highway, aerospace, heavy industry, well-drilling, mining, marine, rail and more. Cotta's experienced staff can take virtually any transmission application from concept to delivery at our production facilities in Beloit, Wisconsin.



Construction/industrial
drilling cu



POWERED BY CUSTOM ENGINEERING EXPERTISE.

Original Equipment Manufacturers look to Cotta for innovative, new transmission designs, as well as standard and modified-standard products. Our engineering staff employs state-of-the-art design software to deliver products that meet the most demanding specifications. OEM customers have come to rely on the Cotta design and manufacturing team for a wide range of precision-engineered products, including:

- Speed Increaseers and Speed Reducers
- Transfer Cases
- Split-Shaft Power Take-Offs
- High-Speed Transmissions
- Heavy-Duty Pump Drives
- Top Heads
- Reversing Gearboxes
- Creep Drives
- Right-Angle Drives
- One-of-a-Kind Customer-Specified Transmissions

Our engineers and designers work with customers to develop solutions and then deliver drawings in virtually any CAD format to drop into the customer's design.




custom
vocational truck



COTTA'S COMPREHENSIVE DESIGN CAPABILITIES.

Cotta responds to our customers' demands with advanced design capabilities, such as rotor dynamics and Finite Element Analysis (FEA).

Cotta is one of the truly "complete" transmission suppliers. With 5000+ designs to our credit, Cotta combines past experience with forward thinking to provide the exact products our customers require. From concept to final design, build and test, Cotta supplies the complete package.



TRANSFER CASES DIRECT- OR REMOTE-MOUNT

- Single- or dual-speed
- Capacity up to 1,000 horsepower
- Front- and rear-mounted disconnects
- Multiple shifting options
- Creep drive
- Extensive PTO and accessory drive options



SPLIT-SHAFT POWER TAKE-OFFS

- Multiple shifting options
- Extensive PTO and accessory drive options
- Ground helical gears for higher load capacity and quiet operation
- Multitude of gear ratios
- Available with or without lube pumps




SPEED REDUCERS AND SPEED INCREASERS

- Direct engine or independent mount
- Ground helical gears
- Torsional couplings
- Over-center or hydraulic clutch
- Rubber block drives
- Capacities to 2,500 horsepower
- Ratios to 7:1
- Standard SAE flywheel housings



Vocational truck custom chassis construction/industrial aerospace rail drilling




HEAVY-DUTY PUMP DRIVES

- Standard and custom design
- Capacities in excess of 3,500 horsepower
- SAE, DIN or customer-specified output
- Up to 12 outputs per drive unit
- Through shafts
- Disconnects
- Interchangeable pump Pads



HIGH-SPEED TRANSMISSIONS

- Up to 5,000 horsepower
- Output capacity of up to 80,000 RPM
- Various aerospace, automotive or industrial testing applications
- Available as a speed reducer or speed increaser
- Designed with single or multiple outputs
- Hybrid coaxial outputs



CUSTOM TRANSMISSIONS AND GEAR DRIVES

- Planetary drives
- Right-angle drives
- Top-head or top-mast drives
- Multiple-speed transmissions
- Turbine reduction drives
- Compound gearboxes

A WIDE RANGE OF APPLICATIONS.

Cotta products support an array of industries where demanding performance is required, under extreme conditions and in the most challenging environments.

VOCATIONAL TRUCK / CUSTOM CHASSIS

Hydro excavators, vacuum trucks, high-pressure paint-stripe removal, auger drilling, cement trucks, snow blowers, tank haulers, road/rail trucks, rail maintenance equipment

DRILLING

Water, oil and gas well drilling, compression drilling, rock drilling, mud pumps

HIGH-SPEED TESTING

Test stand applications for aviation, automotive and all types of components

OIL FIELD SERVICE RIGS / SPECIALTY TRUCKS

Coil tubing trucks, nitrogen pumpers, cementers, blenders, frac rigs, mud pumps

CONSTRUCTION / MINING / INDUSTRIAL

Tub grinders, shredders, extruders, water pumps, fire pumps, conveyors, rock crushers, pavers, high-wall miners, blast-hole drills, mining shovels, haul trucks

RAIL MAINTENANCE

Rail grinders, tie handling, stoneblower, ballast undercutters, spike drivers/pullers, utility track vehicles



MANUFACTURING GEARED FOR QUALITY.

At Cotta's 70,000-square-foot facility in Beloit, Wisconsin, capability, efficiency and process-flow come together to deliver our most important product — Quality.

To support our zero-defect culture, a rigid supplier-certification program is in place to ensure we start with the very best materials. Then, quality is built in at every step; using the latest processes and equipment, every machining sequence is monitored systematically and comprehensively.

Cotta tests every transmission before it leaves our plant — 100%. And, we back our products with more than 100 years of experience and an excellent standard warranty.

UNPARALLELED CUSTOMER SERVICE.

Beyond our engineering expertise and manufacturing capabilities, Cotta customers benefit from our strong service focus. Support after the sale drives many of our long-standing relationships. Count on Cotta for:

EXPEDITED PARTS SERVICE

We maintain an extensive inventory of standard service parts. Non-stock parts are made to order in our factory. In addition, we offer an expedited processing service which reduces your lead time by “hand carrying” the order through the necessary steps.

REPAIR / REBUILD

We offer expert remanufacturing and repair of your Cotta transmission. Our repair and build service begins with a thorough inspection and cleaning. After evaluation, only genuine Cotta OEM parts are used for replacements during assembly. Your finished transmission is then carefully tested to new manufacturing specification standards, and it's backed by our factory warranty.

ON-TIME DELIVERY

Beyond our focus on meeting production deadlines, Cotta can conform to your most demanding delivery requirements — consignment or J.I.T. Let us know your requirements and we'll deliver.

TECH SUPPORT

Tech support is just a phone call or e-mail away. Technical documents can be e-mailed or faxed to any corner of the globe. Field service and training is available from factory reps.





vocational truck
ction/industrial **aerospace**





Cotta Transmission Company, LLC
1301 Prince Hall Drive
Beloit, WI 53511-4439

Phone: 608.368.5600
Fax: 608.368.5605
E-mail: sales@cotta.com

www.cotta.com



Member
Since 1940